



TRANSFRIG

MT

200/300

450/650

Diesel Electric



MT200



Diesel Electric



MT300



- ◆ Micro processor controlled
- ◆ Auto engine start on power failure

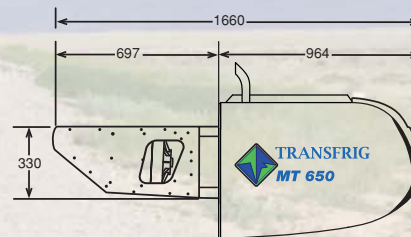
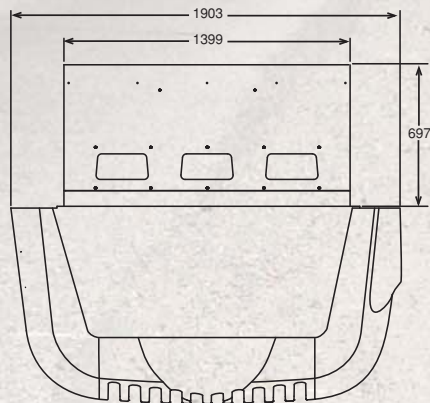
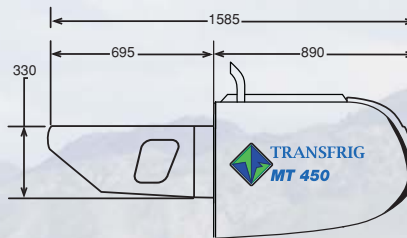
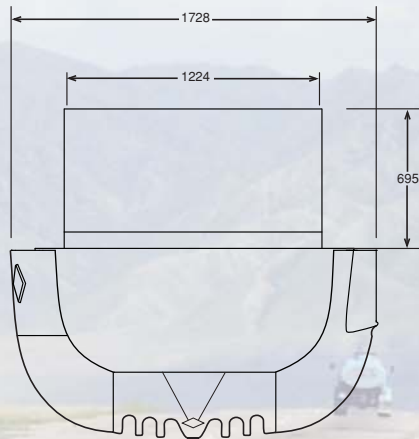
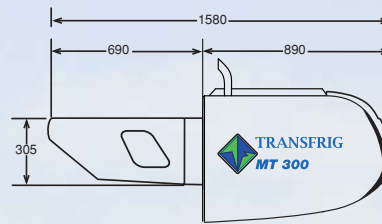
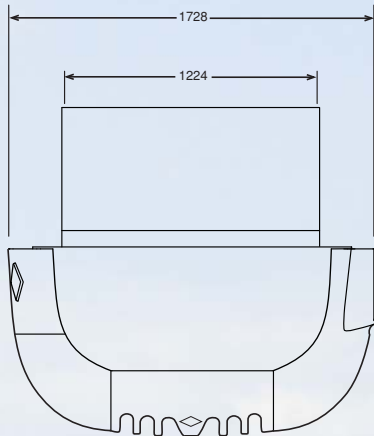
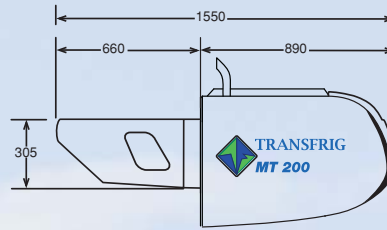
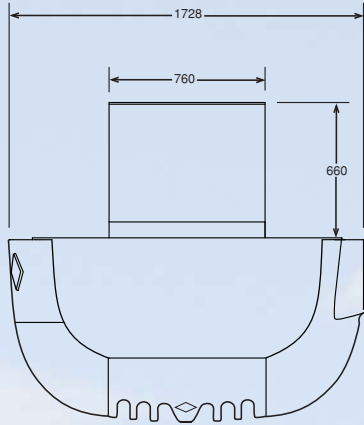


MT450



MT650







TRANSFRIG

◆ Application

The refrigeration system will refrigerate insulated bodies as tabulated.

Models	Approximate maximum body lengths @ given box temperatures		
	0°C	-18°C	-25°C
MT200	5,8m	5,5m	4,5m
MT300	7,6m	6,4m	5,6m
MT450	9m	8m	7m
MT650	9,2m	9,2m	9,2m

Note: In order to ensure the correct application, ambient temperature, body insulation and number of door openings must be taken into consideration. Please consult your Transfrig dealer before final selection.

◆ General design concept

The frame is manufactured from epoxy powder coated stainless steel and the evaporator from stainless steel and aluminium. Covers are made from UV resistant GRP.

◆ Engine

MT200/MT300

TF 482cc, 2 cylinder, diesel rated @ 8,1kW

MT450

TF 722cc, 3 cylinder, diesel rated @ 12,2kW

MT650

TF 1005cc, 3 cylinder, diesel rated @ 17,5kW

◆ Electric motor

- MT200 – 3kW, 380V, 3Phase, 6.3A at full load
- MT300 – 4kW, 380V, 3Phase, 7.8A at full load
- MT450 – 5,5kW, 380V, 3Phase, 12.3A at full load
- MT650 – 7,5kW, 380V, 3Phase, 15.1A at full load

◆ Compressor

- MT200 – FK 20/170, 2 cylinder 170cc
- MT300 – FK 30/235, 2 cylinder 235cc
- MT450 – FK 30/325, 2 cylinder 325cc
- MT650 – FK 40/560, 4 cylinder 560cc

◆ Clutch

ISO 9001 Centrifugal, 2 claw.

◆ Airflow

A constant airflow is provided by electric evaporator fans.

As our policy is one of continuous improvement, we reserve the right to alter any details without prior notice.

MT

200/300/450/650 Diesel Electric

◆ Defrost

Automatic defrost is initiated by means of a pre set timer. A manual defrost facility is also provided.

◆ Simple operations

The required temperature is set on the thermostat. Initiating refrigeration and changing from diesel to electric drive is all controlled from the in-cab control panel.

◆ Ozone friendly refrigerant

Zero ODP R404a.

◆ Capacities

MT	Diesel Capacity @ 30°C ambient		Evaporator discharge velocity m/s	Airflow volume m³/hour
	-20°C Watt	0°C Watt		
200	2100	3560	8,9	2058
300	3055	4969	7,7	3031
450	4550	7945	8	3320
650	6250	10500	8,2	3898

◆ Aperture requirement

Units	Width	Height
MT200	780	325
MT300	1250	325
MT450	1250	350
MT650	1420	350

◆ Weight

Units	Weight
MT200	315kg
MT300	357kg
MT450	369kg
MT650	500kg

Contact

Transfrig
106 Saturn Crescent
Linbro Business Park
Johannesburg
South Africa

Tel +27 11 608 0462
Fax +27 86 502 0806

Email transfrig@transfrig.co.za
Website www.transfrig.co.za



MEMBER OF
SOUTHERN AFRICAN DIESEL ENGINE
DISTRIBUTORS ASSOCIATION

